

Solitario VI para flauta

Alejandro Guarello
2001

Flauta

♩ = 44

pp

f

d

f

Fl.

d

f

d

f

Fl.

p

f

d

f

Fl.

d

f

♩ = 66

p

ppp

f

fp

Fl.

sffz

sffz

sffz

sffz

sffz

sffz

sffz


sffz


sffz

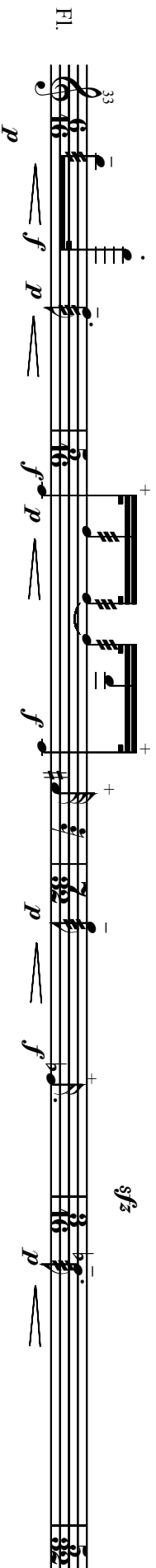
ppp

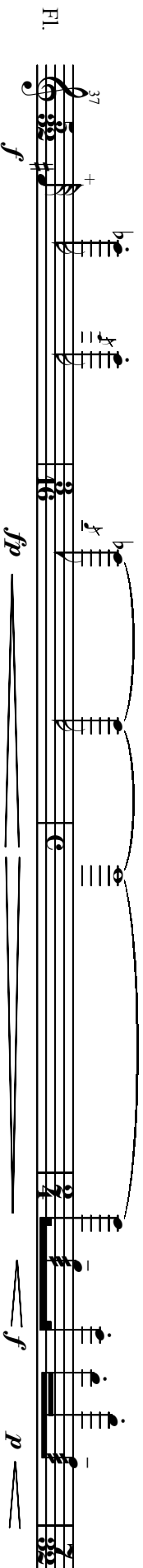
sd


* pizzicato

Fl. 

Fl. 

Fl. 

Fl. 

Fl. 

Fl. 49

f

d

f

Fl. 33

p

f

f

d

f

Fl. 37

p

sfz p

f

f

44

Fl. 61

p

f

ff

f

f

Fl. 65

f

sfz

f

f

ddd

ddd

Fl. 69

f

ddd

f

ddd

Fl. *p* *f* *p* *pp*

Fl. *f* *sfz* * *f* *sfz* *sfz*

Fl. *sfz* *sfz* *sfz* *sfz* *sfz*

Fl. *sfz* *sfz* *sfz* *sfz* *sfz*

Fl. *pp* Tongue-ram *f* Normal *pp*

Fl. *f* *pp* *f* *pp* *f* *pp*

* Todos los *sfz* hasta el compas 90 deben ejecutarse lo más fuerte posible recuperando cada vez el *pp* correspondiente.

Fl. 108

Tongue-ram Normal

f

Fl. 116

Tongue-ram Normal

f *ddd* *f*

Tongue-ram

Fl. 124

Normal

ddd

Fl. 132

Tongue-ram Normal

f *ddd* *f*

Tongue-ram

Fl. 140

Normal

ddd

*

Fl. 148

* soplado

Fl. 156

Fl. 164

Fl. 171

pppp

rall.-----

f + Tongue-ram

Fl. 178

p

d

1 2 3 4 / 2

1 2 3 4 / 2 3 4

1 2 3 4 / 1 2 3 4 5

Fl. 184

p

1 2 3 4 / 2 3 4

1 2 3 4 / 2 3 4

1 2 3 4 / 2 3 4 5

p

1 2 3 4 / 2 3 4

1 2 3 4 / 2 3 4 5

Fl. 101

1 2 3 4 5
 1 2 3 4 5
 1 2 3 4 5
 1 2 3 4 5

Fl. 197

1 2 3 4 5
 1 2 3 4 5
 1 2 3 4 5
 1 2 3 4 5

Fl. 203

1 2 3 4 5
 1 2 3 4 5
 1 2 3 4 5
 1 2 3 4 5

Fl. 209

1 2 3 4 5
 1 2 3 4 5
 1 2 3 4 5
 1 2 3 4 5

Fl. 215

- | | | | |
|---|---|---|---|
| 1 | 1 | 3 | 1 |
| 2 | 2 | 4 | 2 |
| 3 | 3 | / | 3 |
| 4 | 4 | / | 4 |
| / | / | 2 | / |
| 2 | 2 | 3 | 2 |
| 3 | 3 | 4 | 3 |
| 4 | 4 | 5 | 4 |
| 5 | 5 | | 5 |

Fl. 218

- | | | | |
|----|---|----|---|
| 1 | 1 | 1b | 1 |
| 2 | 2 | 2 | 2 |
| 3 | 3 | 3 | 3 |
| 4 | 4 | 4 | 4 |
| // | / | / | / |
| 2 | 2 | 3 | 2 |
| 3 | 3 | 4 | 3 |
| 4 | 4 | 5 | 4 |
| 5 | 5 | | 5 |

Fl. 222

ppp $\bullet = 132$

Fl. 225

Fl. 228

poco a poco crescendo -----

Fl. *mf*

Fl. *ff*

Fl. *poco a poco crescendo*

Fl. *mf*

Fl. *pp*

Fl. *f*

* soprado
** cantado

Fl. *ddd*

Fl. *ddd* *f* *ddd*

Fl. *f* *ddd*

Fl. *f* *ddd*

Fl. *ddd* *poco a poco crescendo* *f*

Fl. *ddd* *f* *ddd* *f* *ddd*

Fl. 285

poco a poco crescendo ----- *f*

Fl. 289

tr

Fl. 293

tr

Fl. 299

tr

Fl. 304

tr

Fl. 310

tr

Fl. *sffz* *s* *sffz*

Fl. *sffz* *f* *fp*

Fl. *fp*

Fl. *fp*

Fl. *fp*

Fl. *f* *p* *f* *p* *ff* *p*

d. = 88

Fl. 339 *f* *p* *f* *d* *f* *d* *ff* *d* *f*

Fl. 342 *d* *f* *d* *ff* *d* *f*

Fl. 345 *d* *f* *d* *ff*

Fl. 348 *ffff* *f* *d* *ffff*

Fl. 351 *fff* *ffff* *f* *d* *ffff*

Fl. 354 *fff* *ffff*

Fl. 337

Fl. 337

Fl. 360

Fl. 360

Fl. 363

Fl. 363

Fl. 366

Fl. 366

* rallentar el frullato poco a poco hasta articular con "teketete", luego ablandar la articulación con "degedegue" uniendo con un vibrato solo de diafragma. Luego atacar el do en forma normal realizando el glissando lento al re.